

A Parent Guide to

Phase 1 Phonics

For Ages 3 - 4

What Is This Guide?

What do we mean by 'Phase 1 Phonics'? In the Early Years Foundation Stage Framework (known as EYFS), there are some expectations laid out for how children generally develop in the ways they write and read. The method most widely used is called phonics. This guide can help you to understand what development might look like for your child and how you can help them.

This guide breaks down the phonics into its simple sections, providing you with explanations of what reading and writing might look like for your child at this stage of their learning. Each area provides ideas for supporting your child with fun and engaging activities, whether your child is beginning to recognise more sounds within their environment or they are becoming more confident with forming some letters.

Rather than a list of must-do activities, you can dip in and out of these prompts and ideas based on your child's current interests and appropriate stage of development.

You can visit the **parent section** of the Twinkl site for even more resources to support your child in phonics development, as well as all other areas of learning. Either search for keywords used in this guide or explore more in the early years section.

What is Phonics?

As your child starts their early years education, they will be taught phonics: the journey of learning to read, write and spell. These vital skills are the beginning of their lifelong learning journey in literacy. Phonics, which may also be referred to as 'Letters and Sounds', is the process of children learning to read and write.

Speaking and Listening

Speaking and listening are the first communication skills your child will develop before they begin their reading and writing journey. Encouraging lots of talk at home as part of everyday life will help support your child's own vocabulary and conversation skills. Explain what you are doing and ask them questions, making sure to wait for their response.

Letters and Sounds

Letters (also referred to as graphemes) and sounds (which are referred to as phonemes) are taught in six phases throughout your child's early school education. During these phases, children learn how to listen carefully to identify the sounds they can hear within simple words and practice recognising and forming letters which make those spoken sounds.

Children develop rapidly in their first five years, more so than any other period of their young life. Although these guides have been divided by age band, we recognise that all children develop at different rates. This guide should not be used as a tick list of exactly what your child should be able to do at this age, but rather as an indicator of what they may be working towards.

Phase 1 Phonics

Phase 1 is the first phase that will be taught to children at nursery; this phase focuses on developing children's speaking, listening and awareness of sound. Developing these skills creates foundations for when children begin to learn their letters and sounds in later phases. During this phase, your child will begin to distinguish between different sounds within their environment and may begin to show an awareness of rhyme and alliteration.

How is your child progressing with their phonics skills?



Musical Instrument Video PowerPoint


Have any moments stood out to you as a special memory?

Read, Read, Read!
Sharing books together
is the most powerful
way for children to learn
about character types
and how stories are
structured.



Composing Body Percussion Patterns
Resource Pack

Phase 1 Phonics

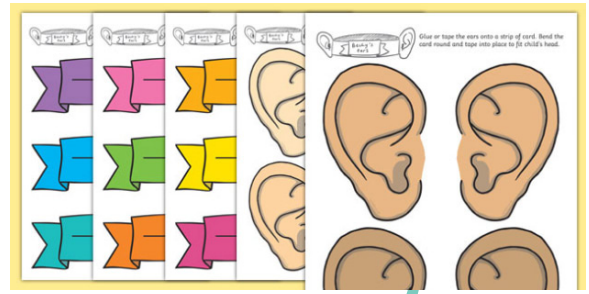


CVC Bingo Matching Card Game

Match the correct picture to the corresponding word.

cat	net	man
cup	rat	dog

ink saving Eco

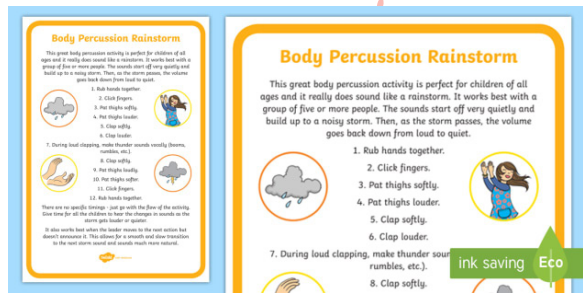


Sound Walk Ear Head Bands

Glue or tape the ears onto a strip of card. Bend the card round and tape into place to fit child's head.

Go on a listening walk. Sounds are all around us, why not go on a listening walk with your child and try to identify the different sounds that you hear along the way?

Print off or draw a range of familiar pictures for your child to look at and say. Practice listening for the initial sounds in words and see if you can match two pictures that start with the same sound! For example, dog, duck and dinosaur all begin with the 'd' sound and snake, soup and sock all start with the 's' sound.



Body Percussion Rainstorm

This great body percussion activity is perfect for children of all ages and it really does sound like a rainstorm. It works best with a group of five or more people. The sounds start off very quietly and build up to a noisy storm. Then, as the storm passes, the volume goes back down from loud to quiet.

1. Rub hands together.
2. Click fingers.
3. Pat thighs softly.
4. Pat thighs louder.
5. Clap softly.
6. Clap louder.
7. During loud clapping, make thunder sounds (rumbles, etc.).
8. Clap softly.

ink saving Eco

Body Percussion Rainstorm Activity



Initial Sound Picture Square Peg Labels

ink saving Eco



Loud and Quiet Songs and Rhymes PowerPoints Pack

Includes backing music!

Loud and Quiet Songs and Rhymes PowerPoints Pack

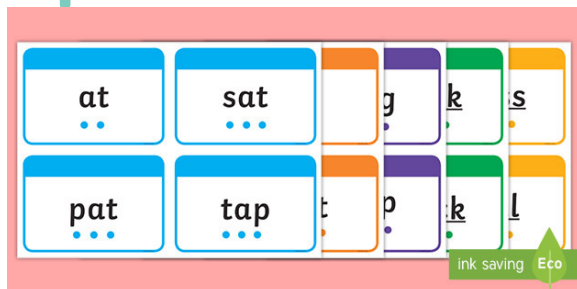
Phase 1 Phonics




Level 1 Phonics The Zoo Environmental Sounds Game



Voice Sounds Sensory Bin and Resource Pack



Phase 2 Sound Button Word Cards



Phase 1 Aspect 7: Oral Blending and Segmenting Home Learning Challenges Reception FS2

Putting objects in a 'feely' bag and playing a guessing game can be lots of fun. Fill a bag or pillowcase with a handful of items from around the home, such as a toothbrush, comb, teddy, spoon and building block, then get your child to reach inside and pull one out. Can they say what the item is, and recognise and identify its initial sound? "t, t, teddy!" "s, s, sock."

Progress Page

It's always exciting to see progress in the way our children read and write. It's also important to remember special memories and achievements, even if they can't be ticked off from a learning checklist. Use this page to record some of the special moments you've had with your little one while learning about phonics.

Journal nice moments
or record key
dates here:

Stick a photo of your child here:

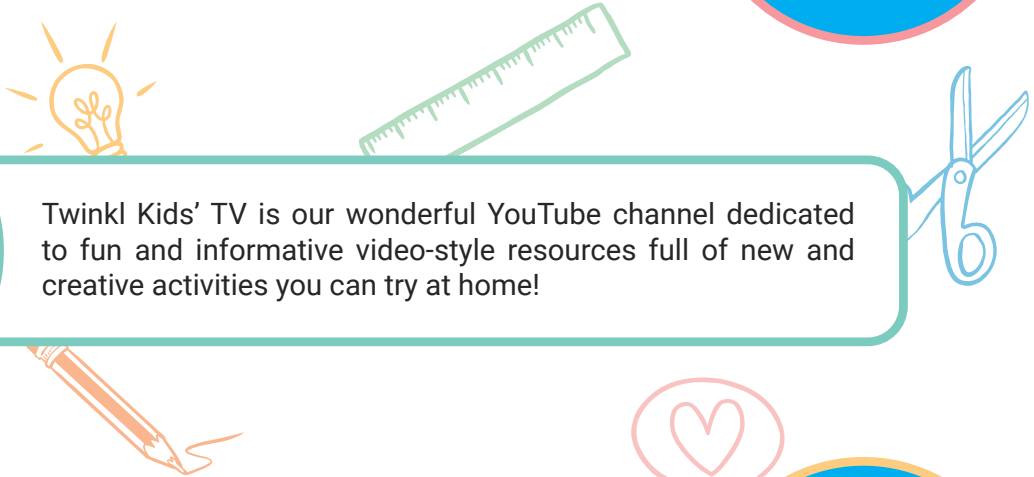
Explore and Discover More



Twinkl Go! is a digital platform, hosting interactive content such as videos, games, audiobooks and more. Twinkl Go! enables digital content to be streamed to your computer or mobile device.



Twinkl Kids' TV is our wonderful YouTube channel dedicated to fun and informative video-style resources full of new and creative activities you can try at home!



Twinkl Originals are engaging stories written to inspire children from EYFS to KS2. Designed to encourage a love of reading and help curriculum-wide learning through accompanying resources.

